


# ENTRY GUIDE

2024



BUILT  
DESIGN  
AWARDS



The BLT Built Design Awards recognize and honor the expertise of all professionals involved in the realization of outstanding projects, on a global basis — from architecture firms and interior design experts to Landscape Architecture ventures to construction products and project management innovators.

Selected by our esteemed jury of architects, designers, developers, academics, and leaders in the fields of architectural, interior design, and construction, the annual winners will receive the BLT trophy, extensive publicity showcasing their designs to an international audience, and more.



# Why you should submit?

## 1

### Worldwide

The award is open to submissions on a global level, accepting entries from companies and students from all around the world.

## 2

### International Exposure

Get published when winning the BLT Awards; our team will support your winning projects with marketing campaigns, press releases, and interviews.

## 3

### Customer Growth

Generate exposure to an expanded architect and interior designer market, targeting developers and investors.

## 4

### Innovation

The BLT Awards is looking at innovative and sustainable projects, winning is proof of your visionary mindset.

## 5

### Team Recognition

Receiving the BLT Trophy will foster recognition from industry leaders and potential clients. Productivity, motivation, job satisfaction, and morale will all be boosted.

## 6

### Website Profile

A stunning profile displaying the winning projects and completed work, alongside the company and designer's details.

# BLT Awards annual programs

**1** **Architectural Design of the Year** is awarded for single projects (conceptual designs, in-progress, or completed projects) created in the last five years; they must be aesthetically impressive, showing clear evidence that today's challenges have been taken into consideration — such as social impact, environmental friendliness, energy utilization etc. The prize is given to individuals and/or firms who have pushed the boundaries of great architecture! This prize is open to both professionals and students.

**2** **Interior Design of the Year** awards talented designers whose projects push boundaries and demonstrate clear evidence that the many challenges of today's world are taken into consideration. These challenges include how to increase the quality of personal interactions and how to facilitate these interactions, in order to connect and collaborate in spaces designed to merge lifestyle with work style. This prize is open to both professionals and students for projects created in the last five years.

**3** **Landscape Architectural Design of the Year** is awarded to the most exceptional landscape design exemplary in creating ecologically sensitive, exceptionally resilient and forward-thinking environments with a great impact on the community. The award recognizes planning, design, management, and nurturing of the built and natural environments. This prize is open to both professionals and students for projects created in the last five years.

**4** **Construction Product Design of the Year** recognizes the most outstanding products and materials, whether durable, sustainable or smart. Every architect and designer knows it takes spectacular construction products to make their design vision a reality. From roofing to solar panels, glazing façade to flooring, and electrical systems to the concrete surface, as long as your product is part of a building, it is eligible for entry. This prize is open to professionals only.

# GETTING STARTED

Register and complete your profile information.

Pick your experience level, add your company or school details and create a password.

Validate.

Once you have registered; you can run through the steps, save your progress then come back to complete your profile if needed.

## Registration

If you have an account please [log in here](#)

First Name / Given Name \*

Last Name / Family Name / Surname \*

Email Address \*

This field is required.

Experience Level \*

☐ Professional

☐ Student

☐ Agent

Address

Street Address

City

Postal code

Zip/Postal Code


Country \*

Select or type name

▼

Password \*

Confirm Password \*



Type the code \*

☐ By clicking, you agree to the [Terms \(Updated\)](#) and [Privacy Policy](#)

Register

# CREATE AN ENTRY

Submit your work - access your dashboard.

Click on "Submit" to the design section related to your project:

- Architectural Design (Professional & Student)
- Interior Design (Professional & Student)
- Landscape Architecture (Professional & Student)
- Construction product ( Professional only)



[Home](#) [Profile](#) [History](#) [Create New Entry](#) [Help](#) [Logout](#)

## BLT Built Design Awards

Please take a moment to update your Profile

BLT Built Design Awards recognized the expertise of all professionals involved in the realization of outstanding projects; from Architecture firms, Interior design experts to construction products, and project management.

## Architectural Design Awards

Submit — BLT Built Design Awards 2024 / Architectural Design

## Interior Design Awards

Submit — BLT Built Design Awards 2024 / Interior Design

## Construction Product Design Awards

Submit — BLT Built Design Awards 2024 / Construction Product Design

## Landscape Architecture Awards

Submit — BLT Built Design Awards 2024 / Landscape Architecture



# ENTRY FORM

Step 1/ Complete the entry form.

The online entry form is split into four steps: Entry Details / Entry Upload / Preview Entry / Payment

The screenshot shows the 'Entry Details' step of the 2024 BLT Built Design Awards form. At the top, a progress bar indicates four steps: Entry Details (active), Upload Images, Preview Entry, and Payment. The main heading is 'Professional / Architectural design Entry'. Below this, there are three text input fields: 'Project Name' (with a note: 'The Project name should not include your name/company name. \*'), 'Lead Designer Name \*', and 'Other credit names'. On the right side, a box displays 'Total Entry Fee: CHF 0' and a green button labeled '→ Save & Next to Upload Images'.

## ENTRY DETAILS /

For professional submissions you need to provide the following information:

- Company Name (required)
- Lead Designer (required)
- List of Team Members (optional)
- Construction Company (optional)
- Associated Company (optional)
- Project Name / Product Name or Software Name (required)
- Client (optional)
- Category(ies) (required)
- Brief description of Design / Project (required)
- Upload images and/or PDF description of the design / Product or Software (required)
- Add links to design/project (videos, online materials, website, etc) (optional)

For student submissions you need to provide the following information:

- Name of your University (optional)
- Designer name (required)
- Design/Project Name in Architecture or Interior Design only (required)
- Category(ies) (required)
- Brief Description of your Design/Project (required)
- Upload images and/or PDF descriptions of the project (required)
- Add links to design/project (videos, online materials, website, etc) (optional)

# ENTRY FORM

Select which categories you wish to enter, you may enter the same design into as many categories as you see fit. In fact, doing so may increase your chances of winning.

## IMPORTANT/

- There is a 50% discount for the additional category picked.
- There is no limitation to the number of categories you choose.
- We accept completed, in-progress, and conceptual projects.
- For the category "Renovation", we encourage the applicant to submit "before" and "after" renovation images.
- 3D images and futuristic architectural design should be apply under "speculative and visionary".

### Entry Categories

#### Architectural Design

- |   |  |
|---|--|
| <input type="checkbox"/> Commercial                         | <input type="checkbox"/> Cultural                                  |
| <input type="checkbox"/> Educational                        | <input type="checkbox"/> Religious and Spiritual                   |
| <input type="checkbox"/> Healthcare and Wellness Facilities | <input type="checkbox"/> Heritage                                  |
| <input type="checkbox"/> Hospitality                        | <input type="checkbox"/> Residential                               |
| <input type="checkbox"/> Skyscraper                         | <input type="checkbox"/> Social Housing                            |
| <input type="checkbox"/> Industrial                         | <input type="checkbox"/> Bridges and Public Infrastructure         |
| <input type="checkbox"/> Institutional                      | <input type="checkbox"/> Mixed-Use building                        |
| <input type="checkbox"/> Recreational                       | <input type="checkbox"/> Restoration and Renovation                |
| <input type="checkbox"/> Small Architecture                 | <input type="checkbox"/> Urban planning: large integrated projects |
| <input type="checkbox"/> Landscape                          | <input type="checkbox"/> Sustainable and Energy Saving             |
| <input type="checkbox"/> Emergency and Temporary housing    | <input type="checkbox"/> Others architectural projects             |
| <input type="checkbox"/> Speculative and Visionary          |  |

### Entry Categories

#### Interior Design

- |  |  |
|--|--|
| <input type="checkbox"/> Apartment                       | <input type="checkbox"/> Residential                   |
| <input type="checkbox"/> Houses                          | <input type="checkbox"/> Commercial                    |
| <input type="checkbox"/> Retails / Shops                 | <input type="checkbox"/> Workplace / Office            |
| <input type="checkbox"/> Public Building                 | <input type="checkbox"/> Hospitality: Hotel and Resort |
| <input type="checkbox"/> Hospitality: Bar and Restaurant | <input type="checkbox"/> Religious & Spiritual         |
| <input type="checkbox"/> Exhibition / Gallery            | <input type="checkbox"/> Institutional                 |
| <input type="checkbox"/> SPA / Fitness / Wellness        | <input type="checkbox"/> New Concepts                  |
| <input type="checkbox"/> Renovation                      | <input type="checkbox"/> Other Interior Designs        |
| <input type="checkbox"/> Speculative and Visionary       |  |

### Entry Categories

#### Landscape Architecture

- |  |  |
|--|--|
| <input type="checkbox"/> Industrial Landscape          | <input type="checkbox"/> Educational Landscape       |
| <input type="checkbox"/> Large-Scale Landscape Project | <input type="checkbox"/> Master Planning             |
| <input type="checkbox"/> Conceptual Landscape          | <input type="checkbox"/> Cultural Heritage landscape |
| <input type="checkbox"/> Commercial Landscape          | <input type="checkbox"/> Institutional Landscape     |
| <input type="checkbox"/> Hotel & Resort Landscape      | <input type="checkbox"/> Park and Garden Landscape   |
| <input type="checkbox"/> Playspace Landscape           | <input type="checkbox"/> Public Landscape            |
| <input type="checkbox"/> Residential Landscape         | <input type="checkbox"/> Rural Design                |
| <input type="checkbox"/> Small-Scale Landscape Project | <input type="checkbox"/> Sustainable development     |
| <input type="checkbox"/> Urban Design                  | <input type="checkbox"/> Urban Planning              |
| <input type="checkbox"/> Other Landscape Architecture  |  |

### Entry Categories

#### Construction Product Design

- |  |   |
|--|---|
| <input type="checkbox"/> Heating /cooling systems and products           | <input type="checkbox"/> Roofing materials and structures       |
| <input type="checkbox"/> Electrical & Lighting Systems and products      | <input type="checkbox"/> Energy Saving / Energy renewal systems |
| <input type="checkbox"/> Glassware structures and products               | <input type="checkbox"/> Plumbing, water systems and products   |
| <input type="checkbox"/> Flooring & Concrete materials and structures    | <input type="checkbox"/> Wall & Isolation systems and materials |
| <input type="checkbox"/> Safety / Workers Gears                          | <input type="checkbox"/> Hand Tools and Heavy Equipment         |
| <input type="checkbox"/> Finishes: Kitchen, bathroom, decorations... etc | <input type="checkbox"/> Outdoor systems and products           |
| <input type="checkbox"/> Others construction products                    | <input type="checkbox"/> Software - Project Management          |



# ENTRY UPLOAD

Step 2/ Upload your images, company/university logo and a PDF document.

You can upload up to 10 images, the logo of your company or university and one PDF document; use it as a specification sheet to provide more insight on your project.

## IMPORTANT/

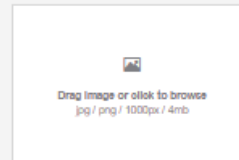
- We recommend uploading a minimum of 6, a maximum of 10 images relating to your project.
- The "first Image" will be used as your entry profile picture to showcase and identify your entry.
- Professional pictures are highly recommended, all images must be in.jpg/png format, under 4 MB each, and at least 1000px wide on the longest side. If the sizes of your pictures are larger, please resize them before uploading them to the system.
- Do not watermark your photos.
- Please ensure that you have the appropriate copyright clearances for all photography submitted. All entrants understand that any image submitted to the competition may be used by the BLT Awards for marketing and promotional purposes.
- The PDF document is only used by the Jury members when voting, the document will not be published.

### Entry Uploads

Professional pictures are highly recommended, all images must be in.jpg/png format, under 4 MB each, and at least 1000px wide on the longest side. If the sizes of your pictures are larger, please resize them before uploading them to the system. Please do not watermark your photos, you may upload up to ten images, a minimum of six images is highly recommended.

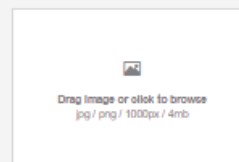
#### Logo (Required)

Upload your Company logo or University/School logo



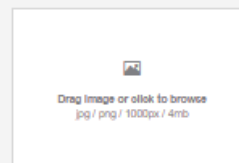
#### First Image (Required)

This image will be used as your entry profile picture to showcase and identify your entry. If you are entering a series of photographs this should be the best image to represent the entry.



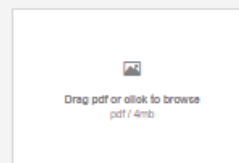
#### Project Images (Maximum 10)

Supporting images for your entry.



#### Project PDF (Optional)

If your entry has a product specification, please upload it here. You can upload a multipage PDF saved as small file for viewing only (max 4mb).



# ENTRY REVIEW

Step 3/ Review your application:

- Once you have uploaded all the required material for your submission, please review your submission carefully, checking for any errors or missing information, before finalizing the payment.

# PAYMENT

Step 4/ Pay and receive your invoice:

- Submission fees are the last step in processing your application.
- Multiple entry payments are possible, just click and select those you would like to proceed with.
- Payment must be made via credit a card or Paypal.
- The cost summary is including the early submissions discount, when applicable.
- The company is based in Switzerland therefore the program currency is CHF – Swiss Franc, however, you can pay in all currencies accepted by stripe & Paypal.
- Please make sure your company details have been fully completed under "profile" as the invoice will be under this company name and address.
- Once you have entered your payment information, you will receive a confirmation email with a link to download the invoice; you can also find the invoice under "History" - "Completed Entries."

If you have any questions, please check our [Frequently Asked Questions](#) on the BLT Built Design Awards website.

Thank you for submitting your projects and sharing your design with us!

## Contact/

Please feel free to contact us at any time:  
customer service: [support@bltawards.com](mailto:support@bltawards.com)  
[www.bltawards.com](http://www.bltawards.com)

# JUDGING CRITERIA

The evaluation process for entries to the BLT Built Design Awards is based on various judging criteria. These are constantly adapted and updated, in response to new technical, social, economic, and ecological requirements. The criteria are not comprehensive and not all criteria are applied to each project, they simply provide an orientation framework and basis for judging — which is complemented by each individual juror's expertise and socio-cultural background.

- Aesthetics — form, shape, color, texture, finishing, the material used, etc
- Innovation — does the design provide something new to the market or supplement/improve an existing structure?
- Practicality / Functionality - ease of cleaning, safety, maintenance, User experience...
- Ergonomics — How is the interaction with the client? Space optimization?
- Durability — the quality and longevity of the design and architecture
- Impact — the benefit delivered to the client and/or society by the Design
- Integration — about the integration of the project to its local environment
- Ecological compatibility — potential environmental and/or ecological impact
- Emotional quotient — in addition to fulfilling its practical purpose, does the building create a sense of enjoyment, satisfaction?

## ENTRY FEES

Professional CHF 260 incl. VAT  
( approx: US\$280)

Same entry in additional categories  
at a 50% discount

Student CHF 80 incl. VAT  
( approx: US\$87)

Same entry in additional categories  
at a 50% discount

## DEADLINES

- 10% Early Bird discount until March 31st, 2024
- 5% Extended Early Bird discount until May 31st, 2024
- Regular Deadline: July 28th, 2024
- Final Deadline: September 8th, 2024 (10% late fee applies) till closing on September 29th, 2024